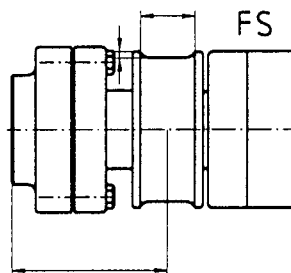
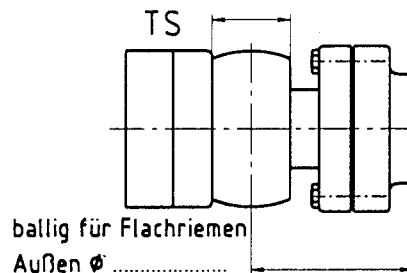


Type	WB	AB	GL	DB	C	c _{min}	D	d	B	E	F	G	H	J
WG 70						88	70	25	M20	106	80	70	68	8.5
WG 75					75		25							
WG 85					85		30							
WG 90					90		35							
WG 95					95		40							
WG 110					110		50							
WG 115					115	50	110	130	M30	150	115	90	88	12.5
WG 130					130	60								
WG 150					150	75								

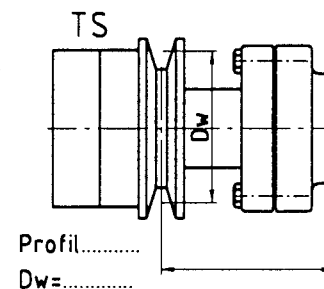
Gummierung.....
 Geschwindigkeit V= m/min
 Temperatur T= °C



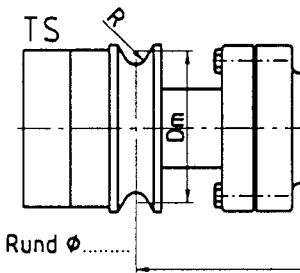
frei laufende
Seilscheibe



ballig für Flachriemen
Außen φ.....



Profil.....
Dw=.....



Profil Rund φ.....
Dm=.....

Breitstreckwalze
mit Gummimantel
"Trockenbetrieb"

Zeich.Nr.
01/001

Angebot./Kom.Nr.



Westring 29
D-33818 Leopoldshöhe
Tel.05202-98280
Fax05202-982828
www.kickert.de